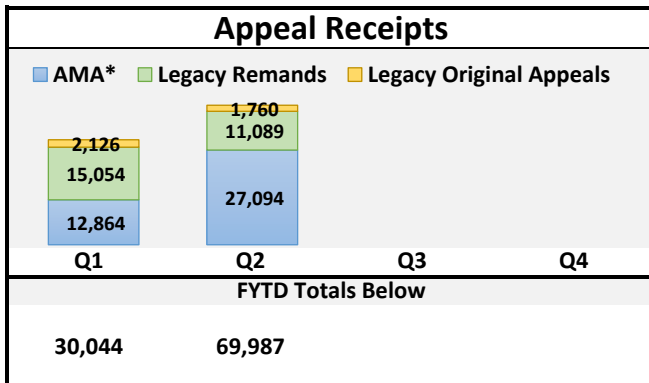
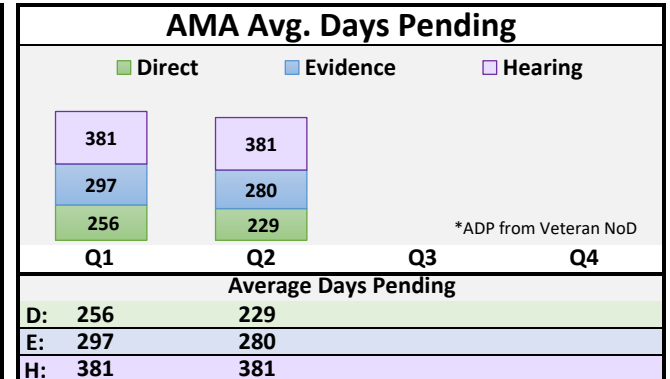
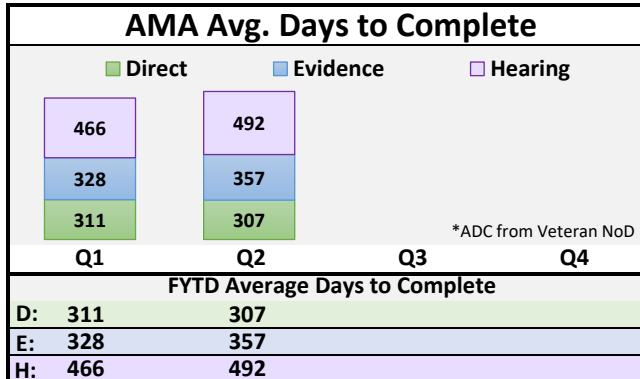
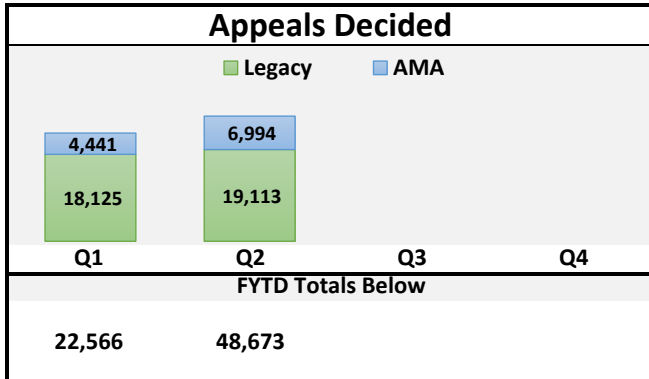

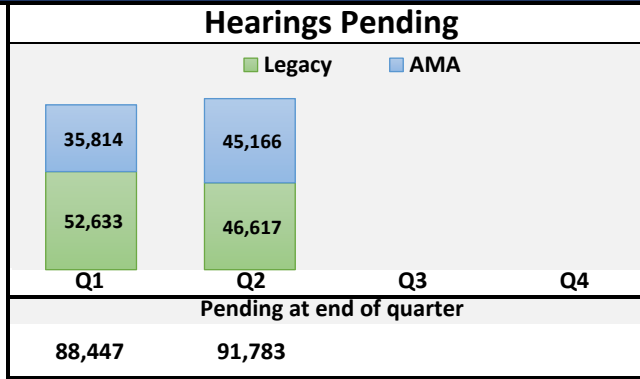
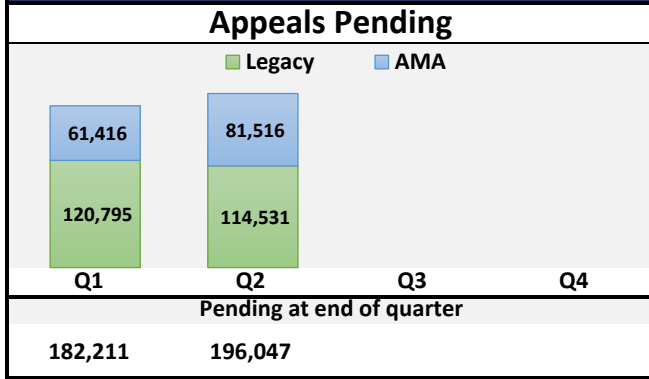


# Board of Veterans' Appeals - FY 2021 Chairman's Quarterly Report

## Quarter 2 - FY 2021



### Dispositions by Issue (FYTD Q2)

	Issues Decided	Grant	Deny	Remand	Other
Legacy Issues	104,050	19%	31%	42%	8%
AMA   Direct	19,239	22%	39%	32%	7%
AMA   Evidence	3,993	26%	34%	31%	9%
AMA   Hearing	4,275	31%	21%	32%	15%
<b>Total</b>	<b>131,557</b>	<b>20%</b>	<b>32%</b>	<b>40%</b>	<b>8%</b>

### Dispositions by Hierarchy\*\* (FYTD Q2)

	Appeals Decided	Grant	Deny	Remand	Other
Legacy Appeals	37,238	32%	22%	39%	6%
AMA   Direct	8,231	35%	29%	28%	8%
AMA   Evidence	1,583	40%	24%	27%	10%
AMA   Hearing	1,621	46%	14%	24%	15%
<b>Total</b>	<b>48,673</b>	<b>33%</b>	<b>23%</b>	<b>37%</b>	<b>7%</b>

Data Sources: VACOLS/Caseflow | \*Appeal receipts excludes AMA appeals pending intake. | \*\*Disposition of multi-issue decisions allocated in following hierarchy: allowance, remand, denial, other.

